

PRODUCT DATASHEET

Panel Light Accessories & Controls

ORDER CODE	DESCRIPTION	WARRANTY
RE01	Suspension Kit (Pack of 4)	3-year
RE02	Z-Clips (Pack of 4)	3-year
RE03	L-Clips (Pack of 4)	3-year
RE04	Driver Plate	3-year
RE05	Surface Mounting Frame 600x600	3-year
RE06	Y Suspension Kit	3-year
RE07	Offset Bracket (Pack of 4)	3-year
RE08	Linear Clips (Pack of 4)	3-year
RE09	Burgess Clips	3-year
RE19	Surface Mounting Frame 1200x300	3-year
RE33	Surface Mounting Frame 1200x600	3-year
RE22	CTC Panel Wall Mounted Control	5-year
RE23	CTC Panel Remote Control	5-year
RE24	Standard Range RGB Remote Control (with receiver)	5-year
RE25	Premier Range RGB Receiver	5-year
RE26	Premier Range RGB Remote Control	5-year
RE27	Premier Range RGB Wall Mounted Control	5-year

RE01



RE02



RE03



RE04



RE05 | RE19 | RE33
Surface Mounting Frames

Dimensions:
603 x 603 x 50mm (RE05)
1203 x 303 x 50mm (RE19)
1203 x 603 x 50mm (RE33)



RE06




RE07



RE08



RE09



RE22



RE23



RE24



RE26



RE27




PLEASE NOTE: Our accessories are only compatible with some of our LED Panels and will not be sold separately. For further assistance, please contact our support team.

PANEL LIGHTS - RECOMMENDED MOUNTING POSITIONS

600 x 600 panel lights

SUSPENSION KITS & CLIPS




We recommend four fixing points at 150mm from each corner.

Applies to part numbers:

- RE01: Suspension Kit
- RE02: Z Clips
- RE02 (S): Z Clips
- RE03: L Clips
- RE06: Y Suspension Kit
- RE07: Offset Bracket
- RE08: Linear Clips

BURGESS CLIPS



We recommend two burgess clips at 50mm from each corner.


Applies to part number:

- RE09: Burgess Clips

PANEL LIGHTS - RECOMMENDED MOUNTING POSITIONS

1200 x 300 mm panel lights

SUSPENSION KITS

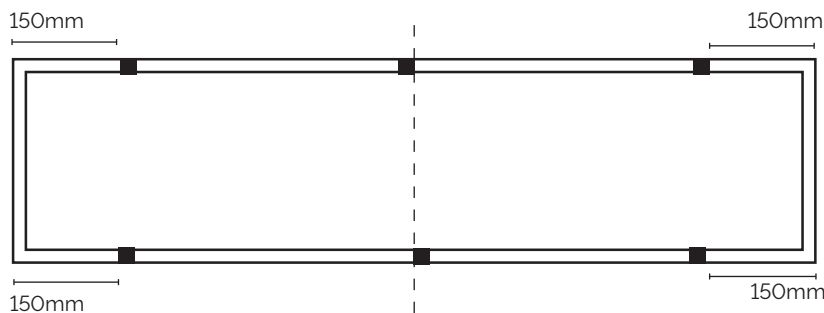


We recommend four fixing points at 300mm from each corner.

Applies to part numbers:

RE01: Suspension Kit
RE06: Y Suspension Kit

CLIPS




We recommend six fixing points: four at 150mm from each corner & two in the middle.

Applies to part numbers:

RE02: Z Clips
RE02 (S): Z Clips
RE03: L Clips
RE07: Offset Bracket
RE08: Linear Clips

BURGESS CLIPS



We recommend four burgess clips at 50mm from each corner.

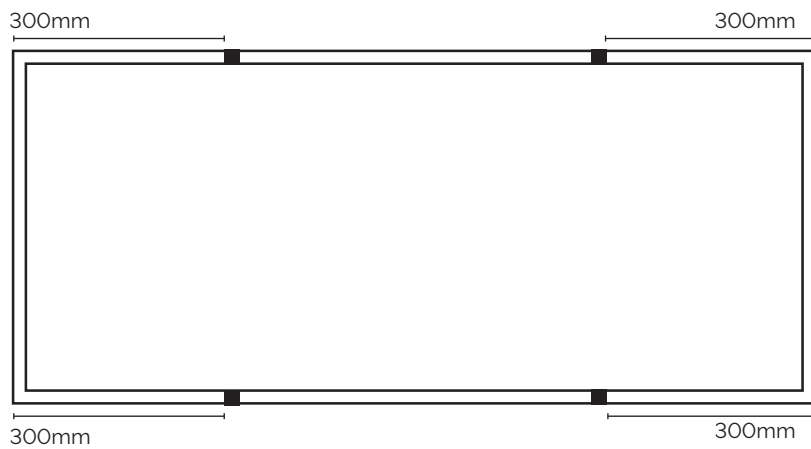
Applies to part number:

RE09: Burgess Clips

PANEL LIGHTS - RECOMMENDED MOUNTING POSITIONS

1200 x 600 panel lights

SUSPENSION KITS

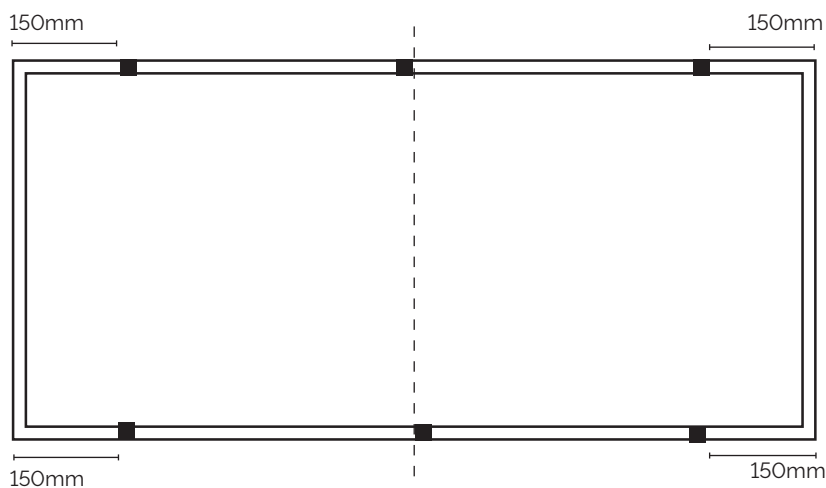


We recommend four fixing points at 300mm from each corner.

Applies to part numbers:

RE01: Suspension Kit
RE06: Y Suspension Kit

CLIPS

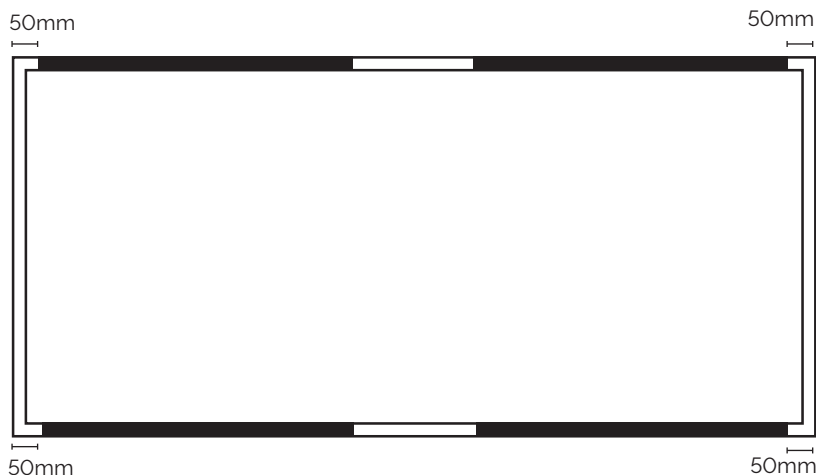


We recommend six fixing points: four at 150mm from each corner & two in the middle.

Applies to part numbers:

RE02: Z Clips
RE02 (S): Z Clips
RE03: L Clips
RE07: Offset Bracket
RE08: Linear Clips

BURGESS CLIPS



We recommend four burgess clips at 50mm from each corner.

Applies to part number:

RE09: Burgess Clips